

# IJCEO

## Indian Journal of Clinical and Experimental Ophthalmology

**Volume - 5, Issue - 2, Year - 2019 (www.ijceo.org)**

Indian Journal of Clinical and Experimental Ophthalmology (IJCEO) is open access, a peer-reviewed medical journal, published quarterly, online, and in print, by the Innovative Education and Scientific Research Foundation (IESRF) since 2015. To fulfil our aim of rapid dissemination of knowledge, we publish articles 'Ahead of Print' on acceptance. In addition, the journal allows free access (Open Access) to its content, which is likely to attract more readers and citations of articles published in IJCEO.

Manuscripts more...

### Call for paper

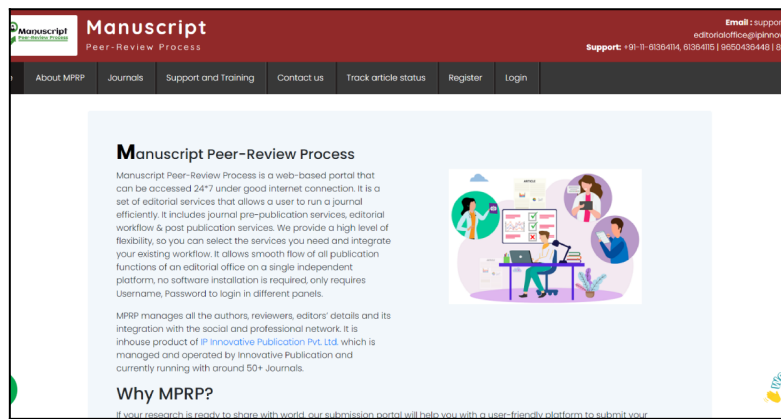
We cordially invite faculty, researchers, and scholars to submission of your valuable contribution to our Upcoming issues. It is a double-blind, peer-review, and Open Access (OA) journal and accepts manuscripts as research papers, review articles, case reports, short communication, etc.

### Manuscript Submission Guidelines

To submit your manuscript, first-time users click the Register button from the submission portal. If you are already a registered user, log in as an author and post your manuscript for further peer-review process. Manuscripts submitted for consideration and inclusion in upcoming issues must follow <https://www.ijceo.org/info/author> and be submitted by **2025-01-06**.

Submit Manuscript

**Advertisement**



Volume - 5

Issue - 2

Year-2019

## CONTENTS

### Editorial:

#### **Recent advances in glaucoma management 140-141**

*Rajendra P Maurya*

### Original Article:

#### **A comparative study of visual evoked potentials with automated Humphrey visual fields in patients with primary open angle glaucoma 142-145**

*Maheshwara N, Ravindra Naik K, Vivek P*

#### **Evaluation of visual field defects in neuro- ophthalmology 146-148**

*Gantela Sirisha, T. Divya, N. L. Chowdary, C. Triveni*

#### **Trabeculectomy with releasable sutures in primary glaucoma: A comparative study with the conventional technique 149-154**

*Parag Apte, Prachi Bakare, Minal Doulatramani, Divya Motwani*

#### **A study on primary open angle glaucoma in systemic hypertensives in patients in a tertiary care centre 155-158**

*Shrinivas M Ganagi, Sarita R J Gonsalves, Nelly Nazareth*

#### **Evaluation of influence of non-office hours diurnal variation of intraocular pressure in management of glaucoma 159-163**

*Supriya Pendke, Prasanna Patil, R. Krishnaprasad*

#### **Optical coherence tomography analysis of macula in diabetic patients undergoing cataract surgery 164-168**

*Anitha J, N. Sindhu Khanna*

#### **Clinical profile of lens induced glaucoma at a tertiary centre in north India 169-175**

*Rupali Tyagi, Shakeel Tarannum, Aeshvarya Dhawan, Suraj Mishra*

#### **Assessment of corneal endothelial status post phacoemulsification with 1% ultrasound power in hard cataracts 176-181**

*Niharika Chaudhary, Praveen Malik, Taru Dewan, Ashok Pathak*

**Clinical and microbiological spectrum of corneal ulcer in eastern region of Uttar Pradesh 182-185**

*Rohit Shahi, Diksha Sareen, O.P.S. Maurya, Ragini Tilak, Manish Prajapati*

**Association of spheroidal degeneration in pseudoexfoliation cases 186-189**

*H Mohan Kumar, M Madhumita*

**Study on ocular diseases in school children in west Hyderabad 190-192**

*B. Hymavathi, D. Nirupama, L. Prathima, G. Satyanarayana Reddy, T.*

*Sanjay Reddy*

**Evaluation of dry eye disease in patients with diabetic retinopathy 193-197**

*Rimsha Thaseen, Rahul Sahay, Shilpa Goyal, Anuj Khullar, Dharmendra*

*Singh*

**Clinical profile and visual outcome of pediatric ocular trauma in a tertiary care hospital in Goa 198-201**

*Tanvi Poy Raiturcar, Jagadish A Cacodcar, Jennifer Mendes, Shubham*

*Faldesai*

**Outcome of cataract extraction with IOL implantation after coaxial and bimanual phacoemulsification 202-207**

*Yashi Bansal, Tania Moudgil, Mukesh Garg, Gaganpreet Singh*

**Digital eye strain among undergraduate medical students in a tertiary eye care hospital of south India - A questionnaire based study 208-210**

*Aiman Ahmed Khan, Rashmi Jain, Vidya Hegde, Anupama Bappal, Rashmi S*

**Ocular findings in diabetic patients with chronic kidney disease undergoing haemodialysis: A retrospective hospital based study 211-214**

*Alapati Naga Yasaswini, Vidya Hegde, Rashmi Jain, Anupama Bappal,*

*Rashmi S*

**Study of prevalence of fundus changes in pregnancy induced hypertension in a teaching hospital 215-218**

*R Sudha, Moizuddin MD, Kavya Sessa Sri K, Sulaiman A*

**A study on changes in the central corneal thickness among pregnant mothers in south India 219-221**

*C. Usha, B. Pramila, B. Kalaiselvi*

**To study the correlation of diabetic retinopathy with glycosylated haemoglobin and body mass index in type II diabetes 222-226**

*Munish Dhawan, S P Singh, Karan Badhan*

**Dry eye in rheumatoid arthritis patients: Correlation with disease activity 227-231**

*Shivakumar G Hiremath, Chaitra K L, Chiatra Pujar*

**Pterygium excision with conjunctival advancement technique: A clinical study 232-235**

*Pavana Acharya, Parvathy P.S, Kavitha CV, Renuka S.K*

**Choroidal thickness in high refractive errors using spectral-domain optical coherence tomography 236-240**

*Sumeet Chopra, Sehajpreet Kaur*

**Phacoemulsification in uveitic cataract at a tertiary care teaching center 241-245**

*Rimsha Thaseen, Anuj, Rahul Sahay, Shilpa Goyal, Rahul Bhargava*

**A comparative study of sub-tenons anaesthesia versus peribulbar anaesthesia- In manual small incision cataract surgery 246-251**

*Jayashree. M.P, Vinut Kumar Anandi, Shivakumar Hiremath, Laxman V Dasar*

**Retinoblastoma: changing trend in a tertiary eye centre 252-256**

*Hom Bahadur Gurung, Ben Limbu, Ang Jangmu Lama, Hamish Brown, Rohit Saiju*

**Ocular manifestations of diabetes mellitus Bundelkhand region: Observational study 257-259**

*Jitendra Kumar, Rajesh Kr. Shakya, Dinesh Kr. Raina*

**Case Report:**

---

**Ophthalmomyiasis externa: A case report 260-261**

*Rahul Raghunath Borade, Nilakshi S. Pradhan, Pravin M. Bhat*

**Original Article:**

---

**Ischemic optic neuropathy in internal carotid artery dissection - A rare clinical presentation 262-265**

*Kirti Nath Jha, Muthu Krishnan Vallinayagam, Rajalakhmi A. R, Juhi Sahu*

**Case Report:**

---

**Congenital unilateral ectropion uveae with refractory glaucoma 266-267**

*Kamala. S, Rashmi N R*


**Short Communication:**

---

**A novel approach of subconjunctival Mitomycin C injection at the end of trabeculectomy for secondary glaucoma: A pilot study 268-271**

*Ved Prakash Gupta, Nitika Beri, Jolly Rohatgi*

# Advertisement




## Manuscript Peer-Review Process

Email: support@innovativepublications.com | editorial@innovativepublications.com  
Support: +91-11-6394914, 61394105 | 9950439448 | 88

- About MPRP
- Journals
- Support and Training
- Contact us
- Track article status
- Register
- Login

### Manuscript Peer-Review Process

Manuscript Peer-Review Process is a web-based portal that can be accessed 24\*7 under good internet connection. It is a set of editorial services that allows a user to run a journal efficiently. It includes journal pre-publication services, editorial workflow & post publication services. We provide a high level of flexibility, so you can select the services you need and integrate your existing workflow. It allows smooth flow of all publication functions of an editorial office on a single independent platform, no software installation is required, only requires Username, Password to login in different panels.



MPRP manages all the authors, reviewers, editors' details and its integration with the social and professional network. It is inhouse product of **Innovative Publication Pvt. Ltd.** which is managed and operated by Innovative Publication and currently running with around 50+ Journals.

### Why MPRP?

If your research is ready to share with world, our submission portal will help you with a user-friendly platform to submit your

