

IJCEO

Indian Journal of Clinical and Experimental Ophthalmology

Volume - 3, Issue - 3, Year - 2017 (www.ijceo.org)

Indian Journal of Clinical and Experimental Ophthalmology (IJCEO) is open access, a peer-reviewed medical journal, published quarterly, online, and in print, by the Innovative Education and Scientific Research Foundation (IESRF) since 2015. To fulfil our aim of rapid dissemination of knowledge, we publish articles 'Ahead of Print' on acceptance. In addition, the journal allows free access (Open Access) to its content, which is likely to attract more readers and citations of articles published in IJCEO.

Manuscripts more...

Call for paper

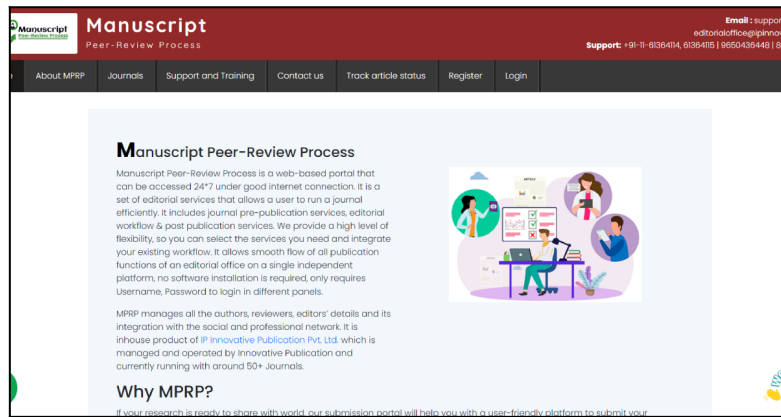
We cordially invite faculty, researchers, and scholars to submission of your valuable contribution to our Upcoming issues. It is a double-blind, peer-review, and Open Access (OA) journal and accepts manuscripts as research papers, review articles, case reports, short communication, etc.

Manuscript Submission Guidelines

To submit your manuscript, first-time users click the Register button from the submission portal. If you are already a registered user, log in as an author and post your manuscript for further peer-review process. Manuscripts submitted for consideration and inclusion in upcoming issues must follow <https://www.ijceo.org/info/author> and be submitted by **2025-01-18**.

Submit Manuscript

Advertisement



Volume - 3

Issue - 3

Year-2017

CONTENTS

Editorial:

Ocular Traumatology, an evolving sub-specialty 239-240

Rajendra P Maurya

Review Article:

Statistical Errors in Ophthalmic Research 241-242

Anil Kumar

Original Article:

Self perceived ocular morbidities among geriatric subjects of urban Varanasi 243-248

Priya Keshari, Hari Shankar

Clinical profile and visual outcome of patients presenting with penetrating ocular trauma to a tertiary care hospital 249-251

CN Madhusudhana, Apoorva N, Varna V Shet

Pattern of pediatric ocular trauma in a Eastern Uttar Pradesh 252-258

Rajendra Prakash Maurya, Anil Kumar, Virendra P. Singh, C.P. Mishra, Pradeep Jain, Prashant Bhushan,

Comparison of post operative astigmatism from superiotemporal vs temporal incision in small incision cataract surgery 260-262

Manmohan Bhanot, Preet Sood, Gagan Chalana

Prevalence of diabetic retinopathy in urban and rural population in Eastern Uttar Pradesh 263-266

Ram Kumar, Rajesh Kumar

Comparative analysis of 0.4% vs 0.5% ketorolac tromethamine ophthalmic solution in post operative small incision cataract surgery patients 267-269

Manmohan Bhanot, Preet Sood

A study on the angle of anterior chamber in relation to duration of diabetes mellitus and stages of diabetic retinopathy 270-273

Sutapa Das, Vishwanandha N.R., Sindhu, M. Subhashini, Kaviraj Mahadevan

Evaluation and interpretation of VEP changes before and after treatment of amblyopia in children 274-276

M Gitanjali, Mirza M M Baig, Mohammed Ather, G Kulashekara Rao

Surgical outcomes in primary congenital glaucoma: A one year follow-up 277-281

Prashant Bhushan, Kamyia Sharma

Pattern of paediatric ocular morbidity in tertiary care eye hospital of central India 282-286

Abha Sinha, Somya Dulani

The association of age-related cataract and serum Vitamin C 287-290

Yogish S. Kamath, Shailaja S. Bhat, Sameer Iqbal, Lavanya G. Rao

Analysis of keratometry and axial length distribution in urban population of Gujrat, India 291-295

Heena C. Radadia, Ashwini A. Sapre, Priya P. Joshiyara, Dhaval M. Shah,

Nittal A. Ninama

Analysis of vision screening of truck drivers in a truck parking campus located in a busy national highway 296-299

C. Xavier Jayaseelan, Panimalar Veeramani

A four year retrospective & prospective study of ophthalmia neonatorum 300-302

Surohi Shah, Hemaxi Desai, Sanjeev Prasad, Kupali Raol

Evaluating post-operative astigmatism in 5.2 mm temporal clear corneal incision for cataract surgery 303-305

Neeraj Sharma

Cross sectional case control study to establish the thickness of ganglion cell-inner plexiform (GC-IPL) layer thickness in type 2 diabetes (Type 2 DM) patients with diabetic retinopathy (DR) and compa 306-309

Gopal S. Pillai, Manoj Prathapan

Refractive error in school children in armed forces community in Goa 310-314

Amit Sethi, Vani Puri

Colour vision abnormalities among medical students 315-318

Sandhya R., Remy Jose Stephy H

Microbial keratitis in children-A descriptive study 319-324

Elfride Faroich Sanjana, Samuel Cornelius Gnanadurai

Study of rise of IOP and visual acuity after ND YAG laser capsulotomy in patients with posterior capsular opacification 325-328

Sandeep K., Swetha Kumari C

Comparison of rebound tonometry with applanation tonometry for intraocular pressure measurement 329-332

CN Madhusudhana, S. Shyam

Knowledge, attitude and practice of medical students using contact lenses 333-336

T. Venkatesh Kumar, Prasanth Hannah Ranjee, Sanjana Elfride Farokh

Pattern of refractive error in urban and rural young adult population – A hospital based study 337-341

Sudhir Babu P, G. Sujatha, G. Amaresh

A study of prevalence of dry eye in relation to trachoma 342-345

*Dipak B. Patel, Jyotindra N. Brahmabhatta, Hemal V. Jasani, Aditya P. Desai,
Parin K. Mehta*

A comprehensive study to evaluate the safety and efficacy of Nd: YAG laser capsulotomy in the management of posterior capsular opacification in a rural environment 346-350

Dinesh P, Jayaram R, Vasantha Kumar LM

A study of etiological causes of severe visual impairment and blindness in children of Western Rajasthan 351-355

Avisha Mathur, Arvind Chauhan

A study of awareness and use of personal protective eyewear among welders in a tier 2 city in South India 356-360

Mridula Prabhu, Roopa Rokhade, KR Pravin Chandra, Anupama Kakhandaki

Impact of low vision services on functional status and vision related quality of life in adults 361-364

*Rahul Deshpande, Varsha Mangiraj, Madan Deshpande, Khurshed
Bharucha, Rajiv Khandekar*

Analysis of various risk factors in the development of retinopathy of prematurity in semi urban population 365-368

Sangamithira Mathiyalagan, Helen Rosita

Ocular Symptoms in computer users- A clinical study 369-372

Sangeeta Agarwal, Akash Srivastava

Co-relation of spontaneous venous pulsations and ocular perfusion pressure in subjects with primary open angle glaucoma (POAG), normal tension glaucoma (NTG) and ocular hypertension (OHT) as compared 373-376

*Sulatha V. Bhandary, Lavanya G. Rao, Krishna Rao A, Sindhura Devi
Adsumilli, Akshay Sehgal*

Operative complications of pseudoexfoliation syndrome – An observational cross-sectional study 377-379

Sandeep K, Vekkatram


To compare the Gonioscopic changes in the angle after conventional ECCE with PC IOL implantation and Small Incision Cataract Surgery with PCIOL 380-383

Divya. N, Xavier Jayaseelan. C, Bindu Bhaskaran

Prevalence of the dry eyes in the routine Outpatient department of Ophthalmology in a tertiary care centre 384-386

Manmohan Bhanot, Rajan Bhatia

Advertisement




Manuscript Peer-Review Process

Email: support@innovativepublications.com
editorialoffice@innovativepublications.com
Support: +91-11-6336474, 6136416 | 9550436446 | 88

- About MPRP
- Journals
- Support and Training
- Contact us
- Track article status
- Register
- Login

Manuscript Peer-Review Process

Manuscript Peer-Review Process is a web-based portal that can be accessed 24*7 under good internet connection. It is a set of editorial services that allows a user to run a journal efficiently. It includes journal pre-publication services, editorial workflow & post publication services. We provide a high level of flexibility, so you can select the services you need and integrate your existing workflow. It allows smooth flow of all publication functions of an editorial office on a single independent platform, no software installation is required, only requires Username, Password to login in different panels.



MPRP manages all the authors, reviewers, editors' details and its integration with the social and professional network. It is inhouse product of **Innovative Publication Pvt. Ltd.** which is managed and operated by Innovative Publication and currently running with around 50+ Journals.

Why MPRP?

If your research is ready to share with world, our submission portal will help you with a user-friendly platform to submit your

